

# Aqua Mounter

**RUO**



## Stability

**This product is stable up to the expiration date on the product label.**

Do not use the after expiration date listed on package label. Temperature fluctuations should be avoided. Store appropriately when not in use.

Adhere to all local laws when disposing of this product.

## Precautions

1. For professional users only. Results should be interpreted by a qualified medical professional.
2. This product contains <0.1% sodium azide ( $\text{NaN}_3$ ) as a preservative. Ensure proper handling procedures are used with this reagent.
3. Always wear personal protective equipment such as laboratory coat, goggles and gloves when handling reagents.
4. Dispose of unused solution with copious amount of water.
5. Do not ingest reagent. If reagent is ingested, seek medical advice immediately.
6. Avoid contact with eyes. If contact occurs, flush with large quantities of water.
7. Follow safety precautions of the heating device used for epitope retrieval (TintoRetriever Pressure Cooker or similar).
8. For additional safety information refer to Safety Data Sheet for this product.
9. For complete recommendations for handling biological specimens, please refer to the CDC document, "Guidelines for Safe Work Practices in Human and Animal Medical Diagnostic Laboratories" (see References in this document).

## Preparation of Working Solution

Aqua Mounter is a ready-to-use working solution and requires no further preparation.

## Intended Use

For Research Use Only.

## Summary and Explanation

Aqua Mounter is an aqueous-based mounting media designed for the preservation of Immunocytochemical and Immunohistochemical stainings.

Aqua Mounter is ideally suited for mounting cells or tissue sections immunostained with AEC, New Fuchsin, Fast Red, Alk Magenta, Alk Red and any Horseradish Peroxidase or Alkaline Phosphatase substrate-chromogens that are soluble in organic solvents.

## Presentation

Aqua Mounter is provided in liquid form ready-to-use. It contains a buffer solution, reagents and a sodium azide anti-microbial.

<i>Catalog No.</i>	<i>Concentration</i>	<i>Volume</i>
BSB-0090-RUO	Ready-to-use	15 mL
BSB-0091-RUO	Ready-to-use	50 mL
BSB-0092-RUO	Ready-to-use	100 mL
BSB-0093-RUO	Ready-to-use	500 mL

**Storage** Store at 20-25°C

### Recommended Protocol

1. After counterstaining and rinsing slides with a buffer, apply 1-3 drops of Aqua Mounter to the slide and coverslip.
2. Allow slide to dry at room temperature.
3. Observe under microscope.

### Abbreviated Immunohistochemical Protocol

Step	ImmunoDetector AP/HRP	PolyDetector AP/HRP	PolyDetector Plus HRP
Peroxidase/AP Blocker	5 min.	5 min.	5 min.
Primary Antibody	30-60 min.	30-60 min.	30-60 min.
1st Step Detection	10 min.	30-45 min.	15 min.
2nd Step Detection	10 min.	Not Applicable	15 min.
Substrate- Chromogen	5-10 min.	5-10 min.	5-10 min.
Counterstain / Coverslip	Varies	Varies	Varies







### Product Limitations

Due to inherent variability present in immunohistochemical procedures (including fixation time of tissues, dilution factor of antibody, retrieval method utilized and incubation time), optimal performance should be established through the use of positive and negative controls. Results should be interpreted by a qualified medical professional.

### References

1. U.S. Department of Health and Human Services: Centers for Disease Control and Prevention. Guidelines for Safe Work Practices in Human and Animal Medical Diagnostic Laboratories. Supplement / Vol. 61, January 6, 2012.

### Symbol Key / Légende des symboles/Erläuterung der Symbole

	Storage Temperature Limites de température Zulässiger Temperaturbereich		Manufacturer Fabricant Hersteller		Catalog Number Référence du catalogue Bestellnummer
	Read Instructions for Use Consulter les instructions d'utilisation Gebrauchsanweisung beachten		Expiration Date Utiliser jusqu'à Verwendbar bis		Lot Number Code du lot Chargenbezeichnung