

FluoroMunter with DAPI



www.biosb.com

Intended Use

For In Vitro Diagnostic Use.

Summary and Explanation

FluoroMunter with DAPI is an aqueous mounting media designed for counterstaining cells or tissues with DAPI while preserving the fluorescent staining. FluoroMunter with DAPI is suited for mounting cells or tissue sections stained by Immunofluorescence or FISH, using fluorescent dye-conjugated antibodies or probes. It prevents rapid photobleaching of FITC, Texas Red, AMCA, Cy2, Cy3, Cy5, Alexa fluoro 488, Alexa fluoro 594, Green fluorescent protein (GFP), Tetramethylrhodamine, Redox, Phycoerythrin (R-PE), Phycocyanin (PC), and Allophycocyanin (APC).

Refractive Index: 1.364 ± 0.002

FluoroMunter with DAPI contains DAPI, a counterstain for DNA. It excites at 360 nm and emits at 460 nm, giving a blue fluorescence.

Presentation

FluoroMunter with DAPI is provided in liquid form ready-to-use. It contains a buffer solution, reagents, and a sodium azide anti-microbial agent.

<i>Catalog No.</i>	<i>Concentration</i>	<i>Volume</i>
BSB 0163	Ready-to-use	15 mL
BSB 0164	Ready-to-use	50 mL
BSB 0165	Ready-to-use	100 mL
BSB 0166	Ready-to-use	200 mL
BSB 0167	Ready-to-use	500 mL
BSB 0168	Ready-to-use	1000 mL

Storage 2-8 °C in the dark.

Stability

This product is stable up to the expiration date on the product label. Do not use after expiration date listed on package label. Temperature fluctuations should be avoided. Store appropriately when not in use. Adhere to all local laws when disposing of this product.

Precautions

- 1 For professional users only. Results should be interpreted by a medical professional.
2. This product contains <0.1% sodium azide (NaN_3) as a preservative. Ensure proper handling procedures are used with this reagent.
3. Always wear personal protective equipment such as laboratory coat, goggles and gloves when handling reagents.
4. Dispose of unused solution according to local and federal regulations.
5. Do not ingest reagent. If reagent is ingested, seek medical advice immediately.
6. Avoid contact with eyes. If contact occurs, flush with large quantities of water.
7. For complete recommendations for handling biological specimens please refer to the CDC document, "Guidelines for Safe Work Practices in Human and Animal Medical Diagnostic Laboratories" (1).

Preparation of Working Solution

FluoroMunter with DAPI is a ready-to-use working solution and requires no further preparation.

Recommended Protocol

1. Bring FluoroMounter with DAPI to room temperature.
2. Rinse slides with distilled or deionized water.
3. Remove excess of water from slides before laying them flat in the dark.
4. Turn the media bottle upside down before opening the dropper bottle.
5. Apply 1-3 drops of FluoroMounter with DAPI to each slide making sure the specimen is covered.
6. Incubate 3-5 minutes at room temperature in the dark.
7. Coverslip.
8. Observe under a fluorescent microscope using the appropriate filter.
9. The slides are recommended to be stored at 2-8 °C in the dark.





Product Limitations

Due to inherent variability present in immunohistochemical procedures (including fixation time of tissues, dilution factor of antibody, retrieval method utilized and incubation time), optimal performance should be established through the use of positive and negative controls. Results should be interpreted by a qualified medical professional.

References

1. U.S. Department of Health and Human Services: Centers for Disease Control and Prevention. Guidelines for Safe Work Practices in Human and Animal Medical Diagnostic Laboratories. Supplement / Vol. 61, January 6, 2012.

Symbol Key / Légende des symboles/Erläuterung der Symbole

		Storage Temperature Limites de température Zulässiger Temperaturbereich		Manufacturer Fabricant Hersteller	<div>REF</div>	Catalog Number Référence du catalogue Bestellnummer
<div>IVD</div>	In Vitro Diagnostic Medical Device Dispositif médical de diagnostic in vitro In-Vitro-Diagnostikum		Read Instructions for Use Consulter les instructions d'utilisation Gebrauchsanweisung beachten		Expiration Date Utiliser jusque Verwendbar bis	<div>LOT</div> Lot Number Code du lot Chargenbezeichnung



5385 Hollister Avenue, Building 8, Santa Barbara, CA 93111, USA
Tel. (805) 692-2768 | Tel. (800) 561-1145 | Fax. (805) 692-2769
E-mail: sales@biosb.com | Website: www.biosb.com