

TRPA1 Ab

[References\(2\)](#) [Images\(4\)](#)

Cat.#: DF13269
Size: 100ul,200ul

Concn.: ~1mg/ml
Source: Rabbit

Mol.Wt.: 100kD, 127kD
Clonality: Polyclonal

Application: WB 1:500-1:2000, IF/ICC 1:100-1:500, IHC 1:50-1:200, ELISA(peptide) 1:20000-1:40000

*The optimal dilutions should be determined by the end user.

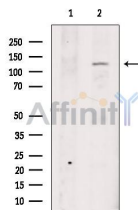
Reactivity: Human,Mouse,Rat

Purification: The antiserum was purified by peptide affinity chromatography using SulfoLink™ Coupling Resin (Thermo Fisher Scientific).

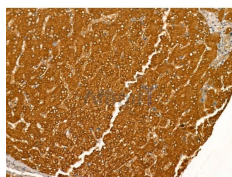
Immunogen: A synthesized peptide derived from human TRPA1, corresponding to a region within the internal amino acids.

Uniprot: O75762

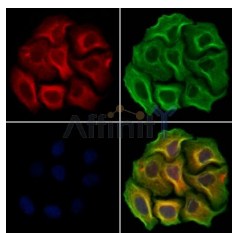
Storage: Rabbit IgG in phosphate buffered saline , pH 7.4, 150mM NaCl, 0.02% sodium azide and 50% glycerol. Store at -20 °C. Stable for 12 months from date of receipt.



Western blot analysis of extracts from Rat brain, using TRPA1. The lane on the left was treated with blocking peptide.



DF13269 at 1/100 staining Human liver cancer and adjacent normal tissues by IHC-P. The sample was formaldehyde fixed and a heat mediated antigen retrieval step in citrate buffer was performed. The sample was then blocked and incubated with the primary Ab at 4°C overnight. An HRP conjugated anti-Rabbit Ab was used as the secondary Ab.



DF13269 staining Hela cells by IF/ICC. The samples were fixed with PFA and permeabilized in 0.1% Triton X-100, then blocked in 10% serum for 45 minutes at 25°C. Samples were then incubated with primary Ab(DF13269 1:200) and mouse anti-beta tubulin Ab(T0023 1:200) for 1 hour at 37°C. An AlexaFluor594 conjugated goat anti-rabbit IgG(H+L) Ab(Red) and an AlexaFluor488 conjugated goat anti-mouse IgG(H+L) Ab(Green) were used as the secondary Ab. The nuclear counter stain is DAPI(blue).

IMPORTANT: For western blot, incubate membrane with diluted primary Ab in 5% w/v milk , 1X TBS, 0.1% Tween@20 at 4°C with gentle shaking, overnight.

For Research Use Only. Not for use in diagnostic and therapeutic procedures. Not for resale without express authorization.