

HDGFRP3 Rabbit pAb

Catalog No.: A8815

Basic Information

Observed MW

28kDa

Calculated MW

22kDa

Category

Primary antibody

Applications

WB, IHC

Cross-Reactivity

Human, Mouse, Rat

Background

Recommended Dilutions

WB	1:500 - 1:2000
IHC	1:50 - 1:200

Immunogen Information

Gene ID

50810

Swiss Prot

Immunogen

Recombinant fusion protein containing a sequence corresponding to amino acids 90-203 of human HDGFRP3 (NP_057157.1).

Synonyms

HDGFRP3; CGI-142; HDGF-2; HDGF2; HRP-3

Contact

 | www.abclonal.com

Product Information

Source

Rabbit

Isotype

IgG

Purification

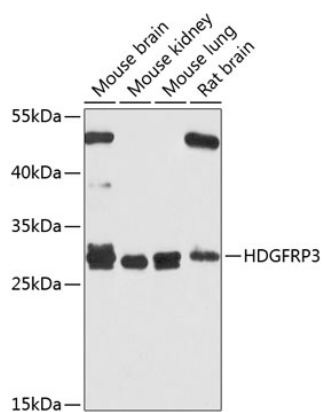
Affinity purification

Storage

Store at -20°C. Avoid freeze / thaw cycles.

Buffer: PBS with 0.02% sodium azide, 50% glycerol, pH7.3.

Validation Data



Western blot analysis of extracts of various cell lines, using HDGFRP3 antibody (A8815) at 1:1000 dilution.

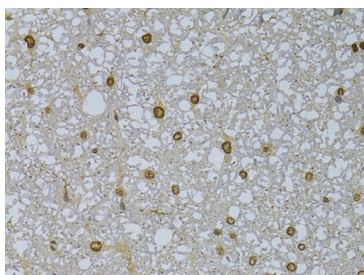
Secondary antibody: HRP Goat Anti-Rabbit IgG (H+L) (AS014) at 1:10000 dilution.

Lysates/proteins: 25ug per lane.

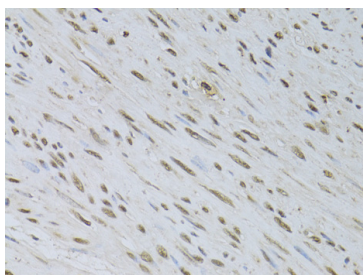
Blocking buffer: 3% nonfat dry milk in TBST.

Detection: ECL Basic Kit (RM00020).

Exposure time: 10s.



Immunohistochemistry of paraffin-embedded rat spinal cord using HDGFRP3 antibody (A8815) at dilution of 1:100 (40x lens).



Immunohistochemistry of paraffin-embedded human uterine cancer using HDGFRP3 antibody (A8815) at dilution of 1:100 (40x lens).