

Desmin Rabbit pAb

Catalog No.: A0699 **2 Publications**

Basic Information

Observed MW

55KDa

Calculated MW

53kDa

Category

Primary antibody

Applications

WB,IHC,IF/ICC

Cross-Reactivity

Human, Mouse, Rat

Background

This gene encodes a muscle-specific class III intermediate filament. Homopolymers of this protein form a stable intracytoplasmic filamentous network connecting myofibrils to each other and to the plasma membrane. Mutations in this gene are associated with desmin-related myopathy, a familial cardiac and skeletal myopathy (CSM), and with distal myopathies.

Recommended Dilutions

WB	1:500 - 1:2000
IHC	1:50 - 1:100
IF/ICC	1:50 - 1:100

Immunogen Information

Gene ID

1674

Swiss Prot

P17661

Immunogen

Recombinant fusion protein containing a sequence corresponding to amino acids 260-368 of human Desminmin (NP_001918.3).

Synonyms

DES;CSM1;CSM2;LGMD2R;desmin;Desmin

Contact

 | www.abclonal.com

Product Information

Source

Rabbit

Isotype

IgG

Purification

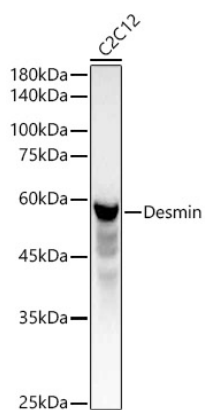
Affinity purification

Storage

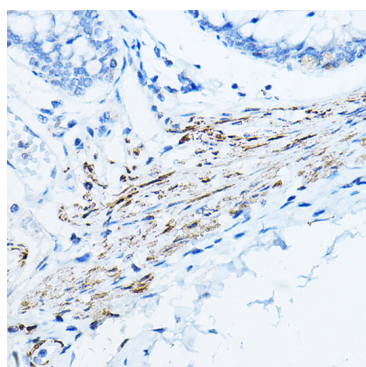
Store at -20°C. Avoid freeze / thaw cycles.

Buffer: PBS with 0.05% proclin300,50% glycerol,pH7.3.

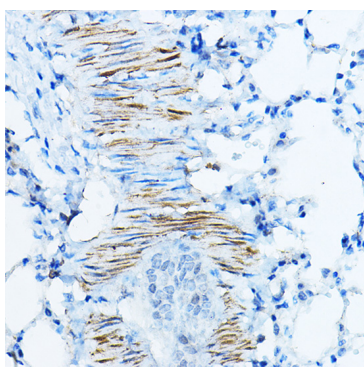
Validation Data



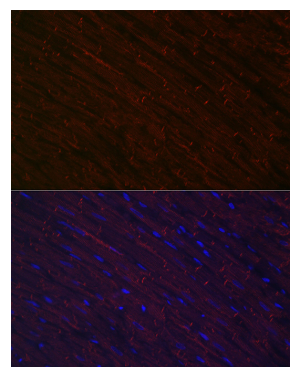
Western blot analysis of extracts of C2C12 cells, using Desmin antibody (A0699) at 1:400 dilution.
Secondary antibody: HRP Goat Anti-Rabbit IgG (H+L) (A5014) at 1:10000 dilution.
Lysates/proteins: 25ug per lane.
Blocking buffer: 3% nonfat dry milk in TBST.
Detection: ECL Basic Kit (RM00020).
Exposure time: 30s.



Immunohistochemistry of paraffin-embedded human colon using Desminmin Rabbit pAb (A0699) at dilution of 1:100 (40x lens). Perform high pressure antigen retrieval with 10 mM citrate buffer pH 6.0 before commencing with IHC staining protocol.



Immunohistochemistry of paraffin-embedded mouse lung using Desminmin Rabbit pAb (A0699) at dilution of 1:100 (40x lens). Perform high pressure antigen retrieval with 10 mM citrate buffer pH 6.0 before commencing with IHC staining protocol.



Immunofluorescence analysis of rat heart using Desminmin Rabbit pAb (A0699) at dilution of 1:100 (40x lens). Blue: DAPI for nuclear staining.